ALBERT

Name _____ Date _____

Fractions on a Number Line Worksheet

Grade 3 · Common Core 3.NF.A.2

> Understand a fraction as a number on the number line; represent fractions on a number line diagram.

Practice

Builds the skill step by step.

1. What fraction is at point A?

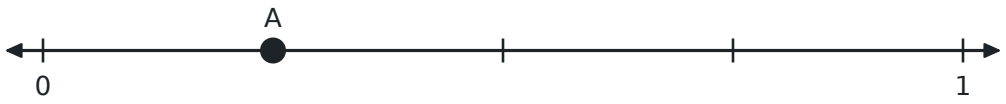

2. What fraction is at point A?



3. What fraction is at point A?



4. A number line from 0 to 1 is split into 8 equal parts. How long is each part?

   A. $\frac{1}{8}$

   B. $\frac{8}{1}$

   C. $\frac{1}{7}$

   D. $\frac{8}{8}$

5. What fraction is at point A?

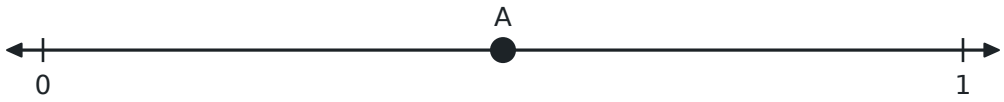

6. What fraction is at point A?

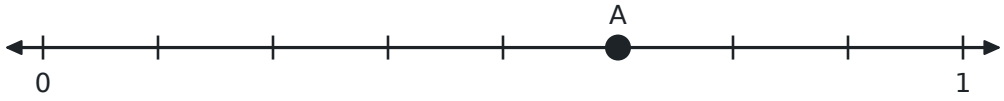

7. Into how many equal parts should you split the space from 0 to 1 to show sixths?

8. What fraction is at point A?

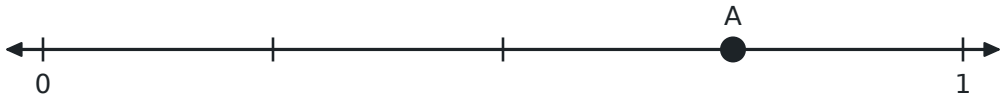

9. How do you find $\frac{3}{8}$ on a number line?

   A. Split 0 to 1 into 3 equal parts and mark off 8 of them.

   B. Go to the number 3.

   C. Split 0 to 1 into 8 equal parts and mark off 3 of them from 0.

   D. Split 0 to 1 into 3 equal parts and mark off 3 of them.

10. What fraction is at point A?



ALBERT

Name _____ Date _____

Fractions on a Number Line Worksheet

Grade 3 · Common Core 3.NF.A.2

On Level

Grade-level practice.

1. What fraction is at point A? Use fourths.

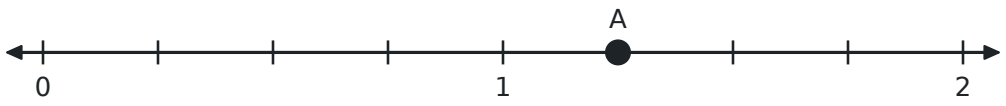

2. What fraction is at point A?

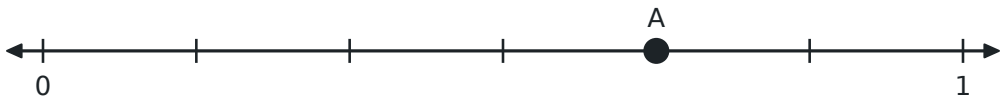

3. What fraction is at point A? Use halves.

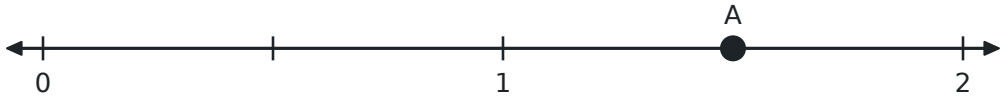

4. Point P is 7 lengths of $\frac{1}{8}$ to the right of 0. What fraction is at P?

   A. $\frac{1}{7}$

   B. $\frac{7}{8}$

   C. $\frac{8}{7}$

   D. $\frac{7}{1}$

5. How many eighths are there from point A to point B?

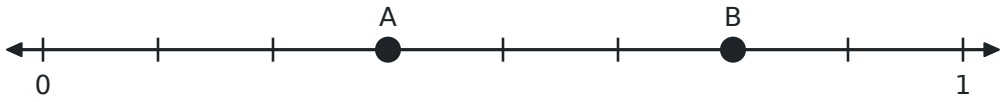

6. A number line from 0 to 1 is split into 3 equal parts. What fraction is at the second tick mark after 0?

7. What fraction is at point A? Use thirds.

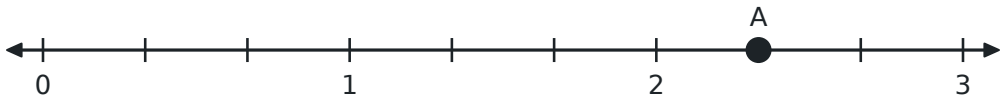

8. Where is $\frac{4}{4}$ on a number line?

   A. between 0 and 1

   B. at 0

   C. at 4

   D. at 1

9. This number line is split into fourths. What fraction in fourths is at point A?



10. A number line from 0 to 1 is split into sixths. Which fraction in sixths is exactly halfway between 0 and 1?

ALBERT

Name _____ Date _____

Fractions on a Number Line Worksheet

Grade 3 · Common Core 3.NF.A.2

Challenge

Multi-step and word problems that stretch it.

1. What fraction is at point A? Use thirds.

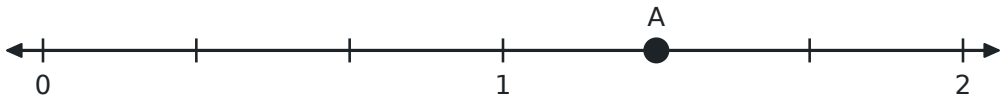

2. A number line from 0 to 1 is split into equal parts. The first tick mark after 0 is labeled $\frac{1}{6}$. How many equal parts are between 0 and 1?

3. Only 0 and 2 are labeled. What fraction with 2 as the bottom number names point A?



4. Lily splits the space from 0 to 1 into 4 parts, but the parts are not the same size. Can she label the first mark $\frac{1}{4}$?

   A. Yes, if she starts at 0.

   B. No, because the parts must be equal.

   C. Yes, because there are 4 parts.

   D. No, because she needs 8 parts.

5. How far is it from point A to point B? Write your answer as a fraction in eighths.

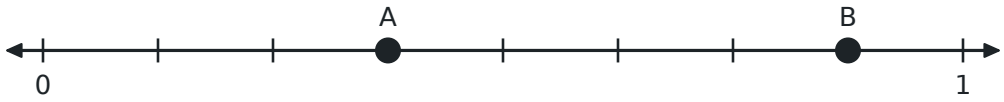

6. Which is farther from 0 on a number line: $\frac{5}{6}$ or $\frac{2}{6}$?

7. A number line from 0 to 3 is split into thirds. How many thirds are there from 0 to 2?

8. Point A is one sixth less than 1. What fraction is at point A?

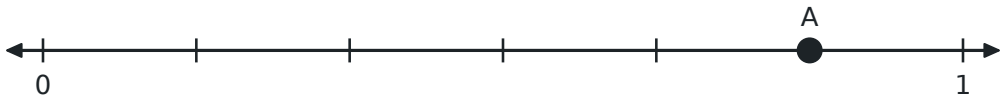

9. On a number line split into fourths, which fraction is at the same point as 1?

   A. $\frac{0}{4}$

   B. $\frac{4}{1}$

   C. $\frac{4}{4}$

   D. $\frac{1}{4}$

10. Tom starts at 0 on a number line and jumps $\frac{1}{4}$ at a time. How many jumps does he take to land on $\frac{3}{4}$?